




Phonics Screening Check Parent Meeting 2024





Aims

- To recap what phonics is and why it is important
- To share what the Phonics Screening Test involves.
- To explain how it will be administered in school.
- To share how parents/carers can support their children in preparation for the Phonics Screening Test.
-
- To put this into practice by playing phonic games and/or read with your child in class

What is Phonics?



Phonics is primary strategy for teaching children to read quickly and skillfully.

Children are taught to read by breaking down words into separate sounds or 'phonemes'. They are then taught how to blend these sounds together to read the whole word.

sound out (segmenting)



dog

d - o - g



blend



dog

Children need to be able to

- recognise the sounds that each individual letter makes

44 sounds and only 26 letters

- identify the sounds that different combinations of letters make - digraphs
 - trigraphs 'igh'
- to blend these sounds together from left to right to read a word.

Consonant sounds

f	l	m	n	r	s	v	z	sh	th	ng
ff	ll	mm	nn	rr	ss	ve	zz	ti		nk
ph	le	mb	kn	wr	se		s	ci		
					c		se			
					ce					

b	c	d	g	h	j	p	qu	t	w	x	y	ch
bb	k	dd	gg		g	pp		tt	wh			tch
	ck				ge							
	ch				dge							

Vowel sounds

a	e	i	o	u	ay	ee	igh	ow
	ea				<u>a-e</u>	y	<u>i-e</u>	<u>o-e</u>
					ai	ea	ie	oa
						e	i	o
							y	

oo	oo	ar	or	air	ir	ou	oy	ire	ear	ure
<u>u-e</u>			oor	are	ur	ow	oi			
ue			ore		er					
ew			aw							
			au							

Complex code

There are different spellings (graphemes) for each of the 44 sounds.

Why Do We Screen Phonics?

The Year 1 Phonics Screening Check was introduced in 2012 as part of a Government policy to strengthen phonics teaching in Primary Schools.

It provides information on how your child is progressing in phonics and whether they have the skills they need to tackle new words.

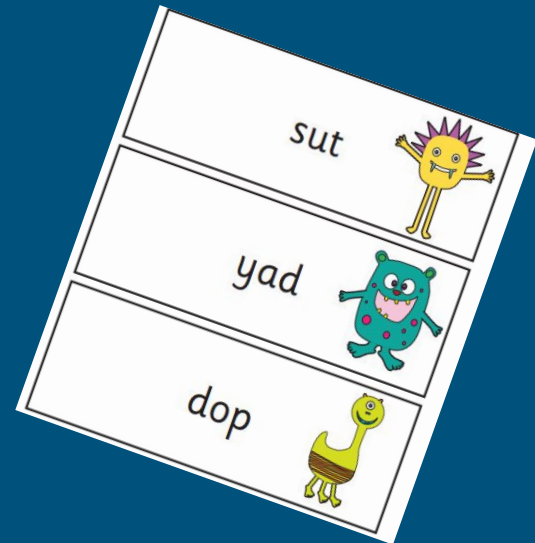
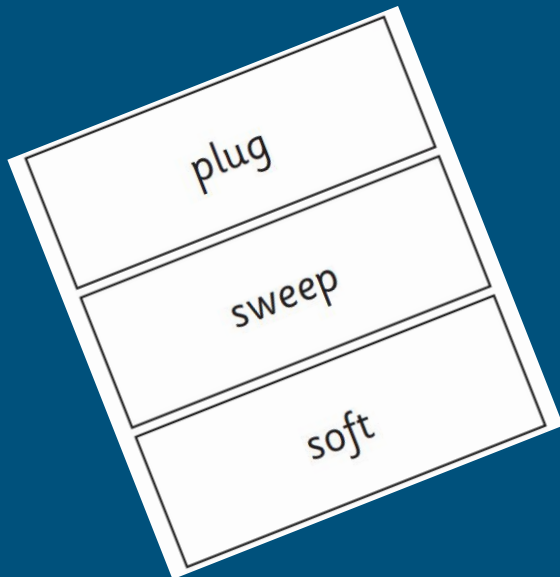
The aim of the check is to ensure that all children are able to read accurately by the end of Y2.

Children can then go on to read any kind of text fluently and confidently, and to read for enjoyment.

How will the check be administered? What does it involve?

The check will be administered by Dr Kirby in a familiar environment and usually takes 2 to 5 minutes.

Children will be asked to read a list of 40 words to check their grapheme recognition and decoding skills.



Why do children need to read non-words?

Pseudowords are phonetically decodable but are not actual words with an associated meaning. They are included specifically to check whether your child can decode a word using phonic skills and not their memory. It is an indicator of whether a child has a secure phonic knowledge and has the skills to read any new word.

meck




shig



joil



drell



What does the check involve?

There are 2 sections to the check:

Section 1: 20 words using graphemes from Phase 2 & 3
They have 2 or 3 sounds e.g. dog, ship, joil

Section 2: 20 words that contain Phase 5 graphemes and longer words e.g. scream, phone, splew, windmill

cute

chort



What is the pass score?

Each year the score children need to achieve in order to pass the screening check isn't announced until after the check has been administered.

For the past several years though the pass score has remained at 32/40



The results of the screening check are submitted to the local authority by the school.

What happens if children don't pass the check?

If children don't achieve the pass score it is nothing to worry about. We use the results to inform their future phonics planning, fill any gaps in knowledge and continue tailored support for them through Y2.

Children that do not pass the check at the end of Year 1 will get another chance and take it again in the summer term of Year 2.

How can I help my child to prepare?

1. secure recognition of phase 3 & 5 graphemes
2. encourage use of a reading finger
3. check/scan for di/trigraphs
4. use dots, lines and loops to help identify these
5. sound out each grapheme from left to right
6. blend the sounds together, running your finger along the whole word as you say it
7. Read decodable books
8. Practise reading real and 'alien' words - videos & ...

[PhonicsPlay - Phase 5 Resources](#), [Poop Deck Pirates - mobile friendly \(ictgames.com\)](#),
[Online Phonics Games \(Phase 5\) - PhonicsBloom.com](#),

sat

song

like

Let's have a go!

pib



keb



hab



emp



jash



quop



foid



queep



Section 1

chop

back

farm

cheek

crab

press

dust

coins

Section 2

kigh



herks



keam



phope



Section 2

toy

glued

lied

shape

2024 Phonics Screening Test week

Monday 10th June 2024


(pass mark will be published 24th June 2024)

A check that your child can

- sound out and blend graphemes in order to read simple words
- Read phonetically decodable one and two syllable words e.g. cat, sand, windmill
- Use their phonic knowledge to read nonsense, alien or pseudo words


Start from 3 min.

Remember your child will need to add the dots, lines and loops (sound buttons) independently if they find it helps them.



No dots, lines and loops

foint



f from ferry - rhymes with 'point'



with added dots, lines & loops

Alien words

Phonics Screening Check

