



Lickey Hills Primary School and
Nursery

Writing and Physical
Skills

A yellow L-shaped line is located in the bottom right corner of the slide.

Aims



- To outline expectations of writing in Nursery and Reception.
- To explore ways to support your child's physical development.
- To develop parents' confidence in helping their children with writing.
- To ideas of how to help your child at home.

Gross motor skills- ELG

- Negotiate space and obstacles safely, with consideration for themselves and others;
- Demonstrate strength, balance and coordination when playing;
- Move energetically, such as running, jumping, dancing, hopping, skipping and climbing.

Fine motor skills- ELG

- Hold a pencil effectively in preparation for fluent writing - using the tripod grip in almost all cases;
- Use a range of small tools, including scissors, paint brushes and cutlery;
- Begin to show accuracy and care when drawing.

Take it outside



Animal walks



Yoga



Let's get physical...



Funky fingers



Write dance





Literacy- ELG-Writing


Children at the expected level of development will:

- Write recognisable letters, most of which are correctly formed.
- Spell words by identifying sounds in them and representing the sounds with a letter or letters.
- Write simple phrases and sentences that can be read by others.



- Motivate children to write by providing opportunities in a wide range of ways.

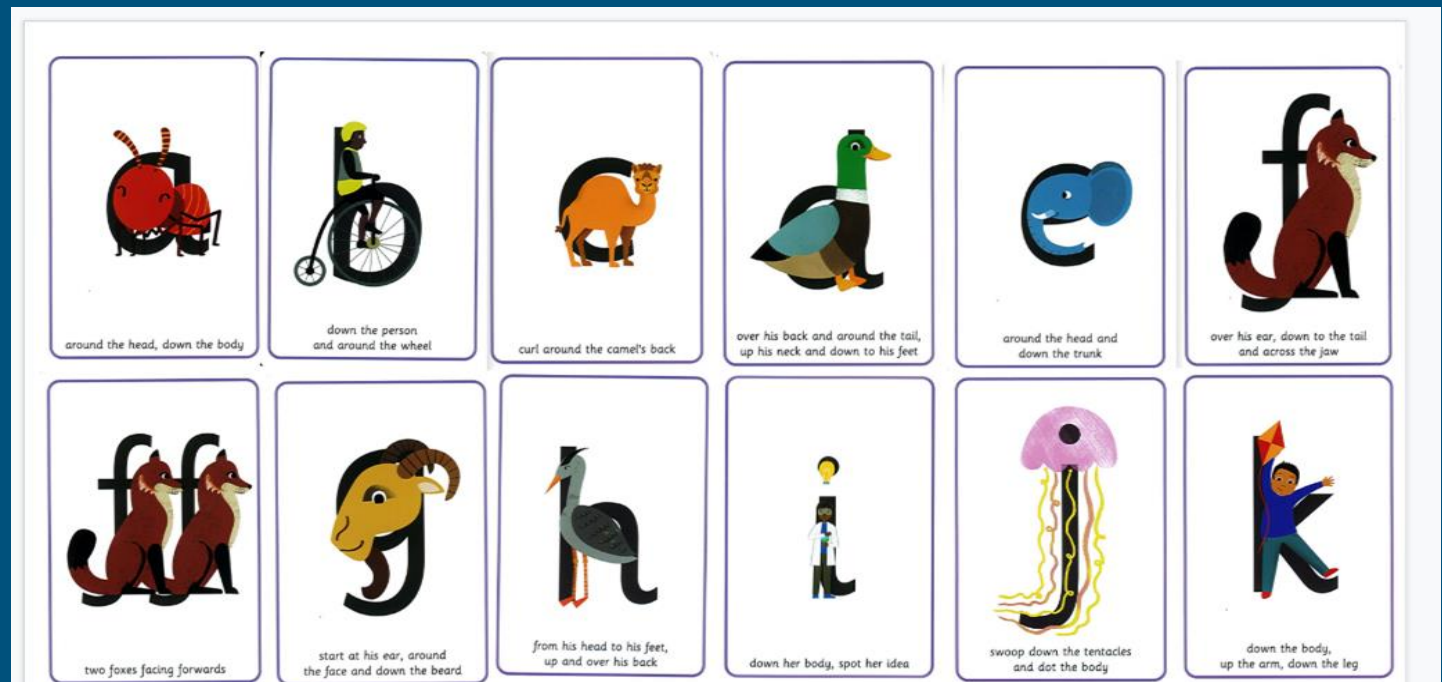




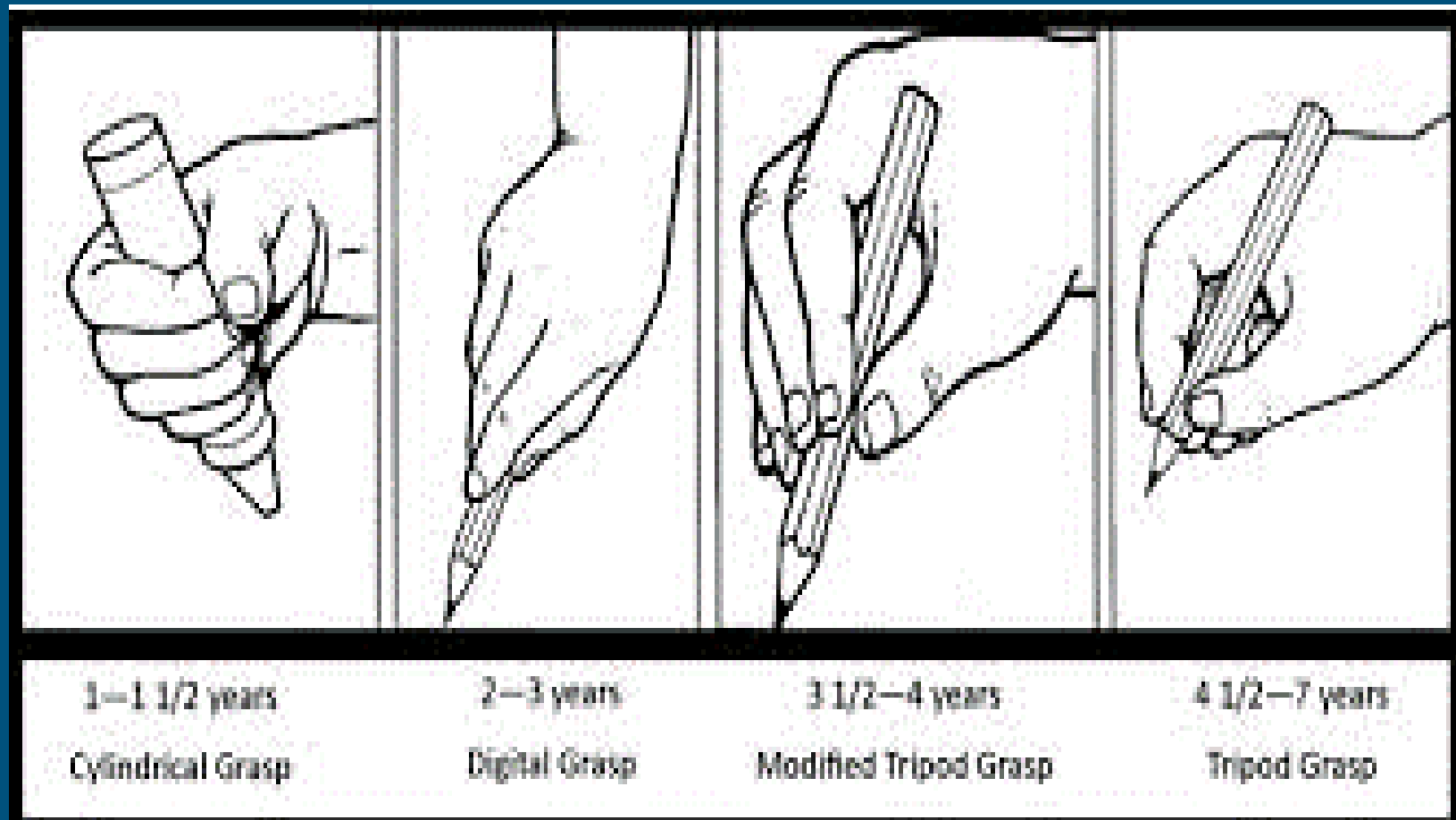
Handwriting



- Writing needs to be readable by another person
- Reversals
- Ascenders and descenders
- Capitals within words



Pencil grip



[How to Teach Proper Pencil Grip to Kids {The Pom Pom Method} - YouTube](#)



ELS

Essential
Letters and
Sounds



Harder to read and spell words

I

the

no

to

go

the



trucks have exhausts

the





was



Worms and snakes

was






tip

Teaching Writing



Sequencing ideas

- Talk for writing
- Story maps



Sequencing ideas

- First, next
- Orally rehearse
- Count each word
- Rearrange the sentence
- Reading back



Having ideas-


- Rich, meaningful conversations
- Story sharing





Having ideas-



. Topic maintenance




Early writing



Drawing and imitative writing



Letter like Forms




Copying Words




mouse Cat dog

Drawings and letter strings



Early phonetic writing



Phonetic writing




My Dad iz a cr Pettr.



Conventional/ phonetic writing



I LOVE BUN BUN
And mom. BUN BUN IS
MY BABE.



Dear Miss Carol
I hope you have a
good time visiting
your parents and
swimming in
the Doshin.
Sincerely Lee

Finger spaces




The Bird and the Cat


A little bird came
into our garden.



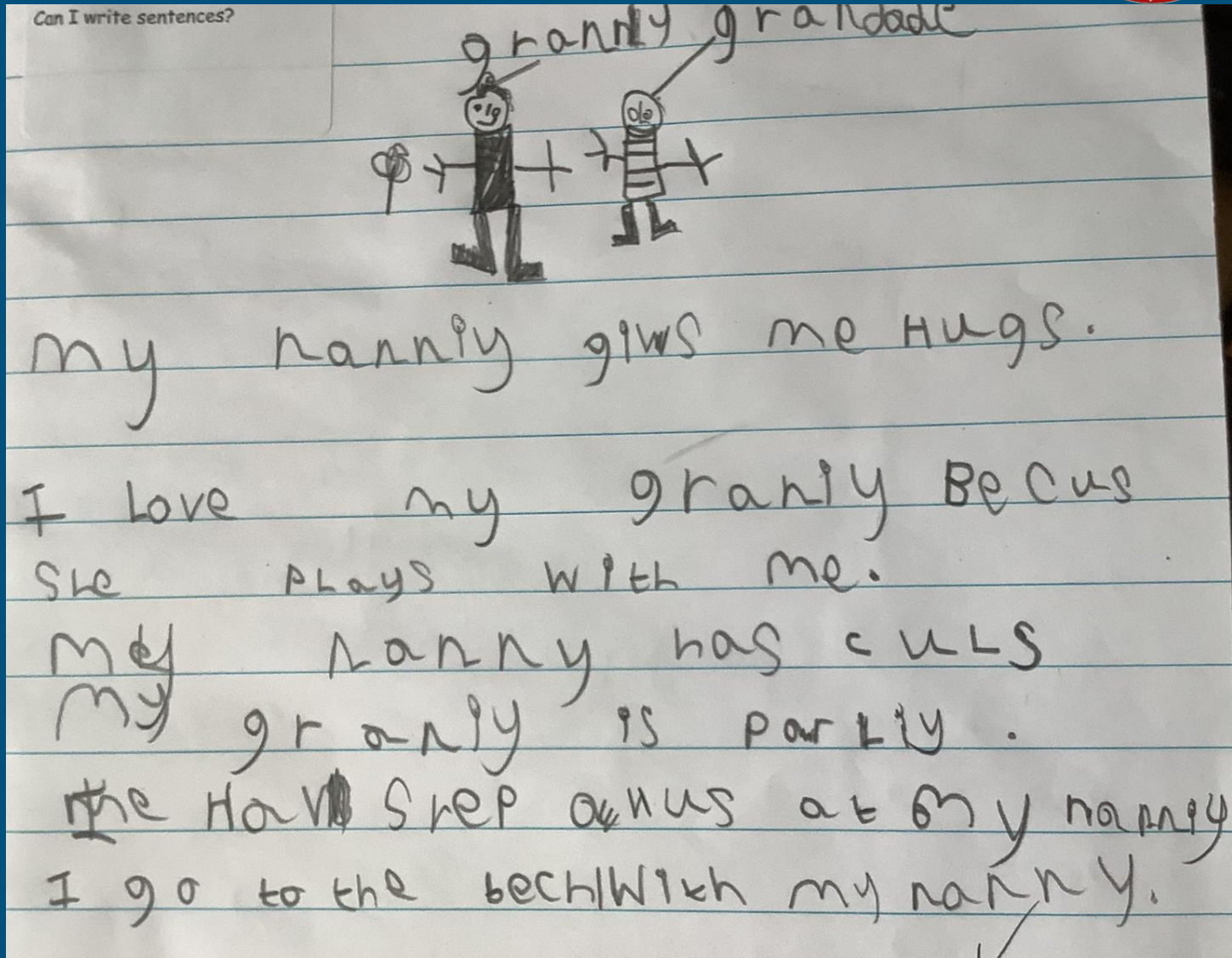
Expected writing examples



Expected writing examples



Expected writing examples



minibeast



It has

got black spots

The Ladybug has

got six legs

The Ladybug is red



Thank you!

Please do come and see us if you
need further guidance

How can I help at home...

Palm strength- squeezing, twisting, rolling
playdough

Pincer movement

- Inset puzzles
- Tweezers, clothes pegs
- Posting money into money boxes
- Painting
- mosaics/ collage

Hand eye coordination

- Threading/ sewing
- Fishing games
- Scissors

Isolation fingers

- Finger painting
- Keyboards
- Push button phones

How can you help at home?

- Encourage child to use correct pencil grip (tri-pod grip) and form letters.
- Notice and encourage the marks children make and the meanings that they give to them, such as when a child covers a whole piece of paper and says, "I'm writing". Value their writing.
- Support children in recognising and writing their own names.
- Make books with children of activities they have been doing, using photographs of them as illustrations.
- Encourage children to use their phonics when writing.
- Talk to children about the letters that represent the sounds they hear at the beginning of their own names and other familiar words.
- Demonstrate how to segment the sounds(phonemes) in simple words and how the sounds are represented by letters (graphemes).
- Support and scaffold individual children's writing as opportunities arise eg christmas cards.
- Model writing for a purpose, e.g. a shopping list, message or reminder for ourselves. These may also encourage children to experiment and have a go too.
- Build up their confidence!
- Have fun paper and pens to write with at home linked to your child's interest.