



# Welcome to Year One

Support to ensure a smooth transition from Reception

1MK - Dr Kirby

1HB - Miss Bate

TA - Mrs Smith

# Welcome to Key Stage 1 (Y1 and Y2)

It is not what you do for  
your children,  
but what you have taught  
them to do for themselves,  
that will make them  
successful human beings.

Ann Landers

*The greatest gifts you can  
give your children are the  
roots of responsibility and  
the wings of independence.*

*Denis Waitley*

**"ACCEPT THAT IT'S BETTER  
FOR YOUR CHILD TO FOLD  
THE TOWELS LESS THAN  
PERFECTLY THAN IT IS FOR  
THE TOWELS TO BE FOLDED  
PERFECTLY BY SOMEONE  
ELSE."**



[www.homeschoolshare.com](http://www.homeschoolshare.com)

- Robert Brail



# Independence

Our aim is to ensure our pupils become independent thinkers and doers. Independence promotes

confidence  
self-esteem  
motivation  
perseverance

Over the summer talk to your child about the things they can now try to do independently.

Think about what you're doing for them now that they could be doing for themselves.

Identify small tasks and acts that they're capable of completing without your help.

Make time to show them how to accomplish the things they are ready for.



# Uniform



- As for Reception but with a pale blue dress shirt and school tie (elasticated type)
- Polo shirts and summer dresses may be worn in the summer term.
- Hair bands must be plain and simple.
- Earrings must be one pair of plain studs.
- All uniform must be clearly NAMED as should coats and lunchboxes. Many get lost throughout year due to lack of naming or fading.
- School shoes, preferably without laces, and no boots

# PE Kit




- Children will come to school in their **named PE kit**.
- Navy Shorts (no drawstring)
- Coloured T-Shirt (house)
- White socks
- Pumps or suitable trainers, velcro fasteners please!
- A navy blue tracksuit for winter.
- Earrings need to be taped up for PE and games and then taken out after the initial healing period

# Our Daily Routine



School is open from 8:40am. The door is opened and the children come straight in from the KS1 playground when they arrive at school.

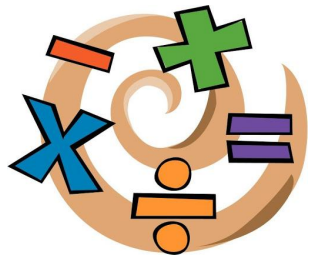


Children hang their book bags and coat on their peg.

Water bottles and reading packs are taken into the classroom

We go straight into a "morning activity" so it is better if they don't miss the start of this.

There is no access to the building before 8.40am except via the school office.



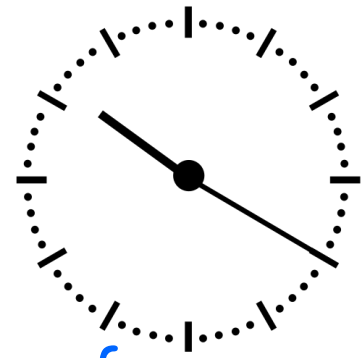
# Mathematics



- We use Maths - No Problem!, to support an inclusive teaching for mastery approach
- The children use physical resources and pictures to reveal structure and work in pairs or groups within the class for these lessons.
- Home learning, to consolidate basic skills, will come home on Wednesday to be completed by the following Monday.



# Break Time



- As in Reception all children are provided with a free piece of fruit.
- Children should bring a bottle of water, with a sports top to drink. This needs to be clearly named. The only time we ask that they don't use this is when the class are listening to the teacher.
- Milk order forms are sent home towards the end of each half term for the following half term.




# English



- Phonics session, a dedicated time to learn our letters and sounds through the ELS programme, building on the knowledge from Reception.
- Spellings are set to match your child's phonic learning every week. These are set on a Monday (website) and tested the following Monday.
- English, reading skills and writing sessions based around a chosen text that follows a read to write approach so that children can concentrate on mastering their writing skills.
  - In Year 1, during Summer term, we will introduce a 'pre-cursive' handwriting script. This very similar to usual letter formation but has line leads into and out from the letter.





# Reading



- We read texts everyday as part of our ELS phonic lesson and the children 'pair read' daily. We hear your child read one of the two books sent home every week.
- Books marked with a circle sticker with ...
  - I = are an independent read, matched closely to your child's phonics knowledge.
  - S = supported read, your child may need help with a couple of words (sticker on front cover).
- Please talk about the story setting, characters and make predictions. This builds comprehension skills, confidence and enjoyment of reading.
- Books should be kept in the provided pack along with the reading record and brought to school everyday.
- Try to read every day with your child at home, but a minimum of three times a week. Please write in the blue reading record so we can monitor progress.



# Lunch Time



- 12-1pm
- Children can bring a packed lunch or choose a hot dinner or school sandwiches. Water is provided to accompany the hot dinners.
- KS2 play leaders come up at lunchtime to lead games, activities and to help the children find a friend or sort out any disagreements.
- Play equipment is available for the children too.

# Afternoon



1pm - 3:20pm with a break from 2pm - 2:15pm.

The afternoons in Year 1 are always different so the children have a broad balanced curriculum:

- History & Geography
  - The Seaside Then and Now
  - All About the UK
  - The Great Fire of London
  - Lickey vs Costa Rica
  - Significant Individuals
  - Farming and Local Area
  -
- Other subjects
  - Science
  - Computing
  - Art or DT
  - PSHEC
  - Music
  - PE and games (days to be confirmed)
  - RE



# End of day



- Children are dismissed at the end of the day 3:20pm from the Rainbow Garden's gate (by 1HB and the KS1 playground entrance front the drive)
- Let us know if your child is being collected by someone different. You can also let the office know and they will get the message to us. If someone else picks up they will need your password.
- Children are only allowed to go once they have seen the adult who is collecting them.
- If you are later than 3:30pm we will walk your child down to the office to be collected from there.

# Communication



- If you have any concerns please see your child's class teacher in the first instance.
- Appointments can be made through the office for after school meetings as it is not possible to talk to your class teacher before school.
- We also communicate through the website, email, and via text message.
- If your child is absent through illness please phone the school office on the first day of absence.





ClassDojo

# Rewards



- In year 1 we use Monster points (class DOJO). If the children earn 10 points they get Golden Time on a Friday afternoon as a reward.
- We also use our Lickey Hills Learning Powers, which are...
  - Cooperation - Work together
  - Curiosity - Questioning
  - Independence - Have a go!
  - Perseverance - Keep Going
  - Respect - Being kind and following the school rules
- At the end of each week, the child with the most monster points is issued a certificate and the class 'Monster Point' trophy to keep this on their desk for the following week.

# Inhalers & Medicine



- Ensure inhalers are in school from the first day of term, clearly labelled with written instructions on use and when it is required. This also applies to Epi Pens. You will need to complete a care plan via the office.
- If your child has any other medical needs then please see the main office who will be able to advise you further.







# Equipment



- Children are provided with all the necessary stationery.
- Space is limited in cloakrooms so please send your child in with just their book bag.
- Please do not put water bottles in book bags as they tend to leak and spoil books!
- Children should not bring toys to school. If lost or broken by others we cannot replace and children get very distressed.
- It would be useful for your child to have a named colouring book and small named pencil case of crayons for wet playtimes or for use in the quiet area.

# Take Home Tips



- Make sure everything is named!
- Wear a shirt and tie
- Come to school in PE kit on PE and games days.
- Bring a named, sports style, water bottle.
- Reading books and reading record to be in school every day.
- Support your child by:
  - Hearing them read at least three times a week.
  - Practice weekly spellings, set Mon & tested the following Mon
  - Complete the weekly maths home learning task
- Let us know if someone else is collecting your child.
- Arrange meetings/phone calls with your class teacher via the office.



Any questions?

We can't wait to see you in  
Year 1 in September!